



**Filler Products**

V.1.0 GB  
REV 06-07.2017.

# MPEX<sup>®</sup>

# Plastic Filler

## Technical Datasheet





V.1.0 GB  
REV 06-07.2017.

## Filler Products

### TDS

Colour/Type	Dark grey, Matt / Filling and Finishing Polyester Putty
Areas of usage:	Bare steel, aluminum, zinc coated, galvanised steel , sanded glass fiber, polyester putties, works primers and wood substrates.
Environment:	Hazardous waste, Please check local requirements and SMDS
Packaging:	250g / 400g
PPE:	Avoid skin contact, Do not inhale vapours. Refer to MSDS
Storage:	Min/Max temp -10 / +20
Surface prep:	Sand, flatten and degrease surfaces
Equipment needed:	Coarse and finishing sand paper
Tests:	ISO9001. (For further information contact Leading Solvent Supplies Ltd)
Hardening:	20 - 22 minutes at 20°C
Origin/Manufacture:	Leading Solvent Supplies Ltd

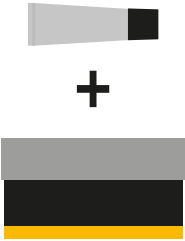
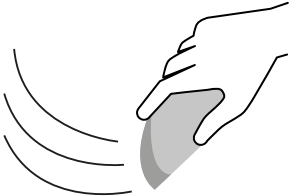

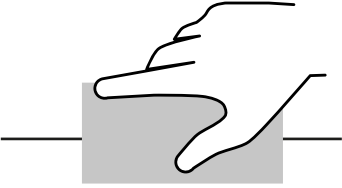




V.1.0 GB  
REV 06-07.2017.

## Filler Products

### Application Process

	<p><b>Mixing ratio</b> <span style="float: right;"><b>by weight</b></span></p> <p>Putty <span style="float: right;">100 parts</span> Hardener <span style="float: right;">2 parts</span></p> <p>Stir thoroughly until achieving homogenous paste. Be careful not to create air inclusions.</p>
	<p><b>Layer thickness</b></p> <p>Putty can be applied in several thin coats. After each of them the product should dry through. Sand the coating before application of next coat.</p> <p>Pot life is 3 - 4 minutes at 20°C</p>
	<p><b>Hardening time</b></p> <p>20 - 22 minutes at 20°C.</p> <p>Temperature below 20°C significantly increases the hardening time.</p>
	<p><b>Sanding</b></p> <p>Coarse sanding (dry): P80 - P120.</p> <p>Finishing sanding (dry): P120 - P240.</p>





V.1.0 GB  
REV 06-07.2017.

## Filler Products

### Useful Information

How to optimise the use of MPEX® Plastic Filler

#### Method of use:

2-pack flexible polyester putty for car repairs. It is especially dedicated to repair plastic panels subject to vibrations. MPEX® Plastic Filler has exceptional flexibility qualities, exhibiting maximum adhesion to plastic. Obtaining soft sanding properties delivering a very smooth finished surface. MPEX® Plastic Filler has a very good adhesion with various substrates, it can be applied over. Bare steel and aluminium after flattening and degreasing. Zinc coated, galvanized steel after flattening and degreasing. Sanded glass fibre (GFK/GRP), polyester putties, works primers and existing coatings in good condition. Wood substrate after flattening and degreasing.

#### Additional Information

- Do not apply putty directly on the reactive primers, 1-pack acrylic and nitrocellulose products.
- Excessive amounts of hardener will cause issues with bleaching of the topcoat!
- Keep the room well ventilated.
- Wash all tool directly after application.

#### Warranty Period

MPEX® Plastic Filler – 12 months warranty from the Date of Manufacture.

Hardener for the polyester putty – 18 months warranty from the Date of Manufacture

#### IMPORTANT

MPEX® Are manufactured by Leading Solvent Supplies Ltd. MPEX® products information are based on laboratory tests and practical experience. Since the conditions under which the product is used are often outside the control of Leading Solvent Supplies Ltd, we can only guarantee the product quality, since the result is dependent on the substrate, pre-treatment, temperature, air humidity, application etc. Leading Solvent Supplies Ltd reserves the right, without notice to change the product and the given data.

[www.mpexdirect.com](http://www.mpexdirect.com)

Marston Business Park | Rudgate | Tockwith | YO26 7QF | United Kingdom  
t. 01423 358000 | e. [sales@mpexdirect.com](mailto:sales@mpexdirect.com) | w. [mpexdirect.com](http://www.mpexdirect.com)

